



INVESTMENTS

WE KNOW YOUR VALUE

February 28, 2020

The General Manger
Pakistan Stock Exchange Ltd
Stock Exchange Building
Stock Exchange Road
Karachi

Subject: Financial Result of 786 Investments Ltd for the half year ended December 31, 2019

Dear Sir,

We have to inform you that the Board of Directors of 786 Investments Ltd in their meeting held on Friday, February 28, 2020 at 10:30 am at G3, Ground floor, BRR Tower, Hassan Ali Street, Off I.I. Chundrigar Road, Karachi, the Board recommended the following:

(i) **CASH DIVIDEND**

-NIL-

AND/OR

(ii) **BONUS SHARES**

-NIL-

AND/OR

(iii) **RIGHT SHARES**

-NIL-

AND/OR

(iv) **ANY OTHER ENTITLEMENT/CORPORATE ACTION**

-NIL-

(v) **ANY OTHER PRICE SENSITIVE INFORMATION**

-NIL-

The Financial result of the Company is attached.

You may please inform the TRE Certificate Holders of the Exchange accordingly.

Yours Sincerely,

Noman Shakir
Company Secretary


786 Investments Ltd.

G-3, Ground Floor, BRR Tower, Hassan Ali Street, Off I.I. Chundrigar, Road, Karachi 74000 Pakistan
Tel: +922132603751-54 www.786investments.com


786 INVESTMENTS LIMITED
CONDENSED INTERIM STATEMENT OF PROFIT OR LOSS (UN-AUDITED)
FOR THE HALF YEAR AND QUARTER ENDED DECEMBER 31, 2019

	Note	Half Year Ended		Quarter Ended	
		December 31,		December 31,	
		2019	2018	2019	2018
		Rupees	Rupees	Rupees	Rupees
Income					
Remuneration from Funds Under Management	14	4,898,474	6,195,819	2,387,972	3,128,062
Income on Pakistan Investment Bond		607,504	-	537,407	-
Sukuk Income		1,720,700	-	1,003,406	-
Capital Gain on Sale Of Investment		269,631	36,179	269,631	36,179
Profit / (Loss) on Redemption Of Units of Associates' Investment		2,068,124	(1,848,732)	1,208,558	(1,848,732)
		<u>9,564,433</u>	<u>4,383,266</u>	<u>5,406,974</u>	<u>1,315,509</u>
Expenses					
Administrative and Operating Expenses	15	(13,741,357)	(16,917,515)	(7,099,808)	(8,510,718)
Financial Charges		(3,958)	(452)	(1,498)	1,862
		<u>(13,745,315)</u>	<u>(16,917,967)</u>	<u>(7,101,306)</u>	<u>(8,508,856)</u>
Operating Loss		(4,180,882)	(12,534,701)	(1,694,332)	(7,193,347)
Other Operating Income	16	2,160,997	132,109	1,903,629	82,888
Share of Associates' Profit / (Loss)	17	4,826,600	(19,779,639)	3,083,174	(15,371,577)
Profit / (Loss) Before Taxation		2,806,715	(32,182,231)	3,292,471	(22,482,036)
Taxation	18	(532,584)	(929,939)	(376,818)	(519,756)
Net Profit / (Loss) for the Period		<u>2,274,131</u>	<u>(33,112,170)</u>	<u>2,915,653</u>	<u>(23,001,792)</u>
Earning/(Loss) per Share - Basic And Diluted		<u>0.15</u>	<u>(2.21)</u>	<u>0.19</u>	<u>(1.54)</u>

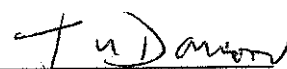
The annexed notes from 1 to 21 form an integral part of these financial statements.



 Chief Financial Officer



 Director



 Chief Executive Officer

Rhm



INVESTMENTS

WE KNOW YOUR VALUE

February 28, 2020

The General Manger
Pakistan Stock Exchange Ltd
Stock Exchange Building
Stock Exchange Road
Karachi

Subject: Financial Result of 786 Smart Fund (DIF) for the half year ended December 31, 2019

Dear Sir,

We have to inform you that the Board of Directors of 786 Investments Ltd Manager of 786 Smart Fund (DIF) in their meeting held on Friday, February 28, 2020 at 10:30 am at G3, Ground floor, BRR Tower, Hassan Ali Street, Off I.I. Chundrigar Road, Karachi, the Board recommended the following:

(i) **CASH DIVIDEND**

-NIL

AND/OR

(ii) **BONUS UNITS**

-NIL

AND/OR

(iii) **RIGHT SHARES**

-NIL

AND/OR

(iv) **ANY OTHER ENTITLEMENT/CORPORATE ACTION**

-NIL-

(v) **ANY OTHER PRICE SENSITIVE INFORMATION**

-NIL-

The Financial result of the fund are attached.

Yours Sincerely,

Noman Shakir
Company Secretary

786 Investments Ltd.

G-3, Ground Floor, BRR Tower, Hassan Ali Street, Off I.I. Chundrigar, Road, Karachi 74000 Pakistan
Tel: +922132603751-54 www.786investments.com

786 SMART FUND


CONDENSED INTERIM INCOME STATEMENT (UN-AUDITED)


FOR THE SIX MONTHS AND THREE MONTHS PERIOD ENDED DECEMBER 31, 2019

	Note	Six months period ended December 31,		Three months period ended December 31,	
		2019	2018	2019	2018
-----Rupees-----					
Income					
Net realized loss on sale of investments		-	(402,965)	-	(404,382)
Income from investments and balances with banks	17	25,349,690	18,680,251	12,519,939	10,848,538
Reversal of impairment on investment at fair value through other comprehensive income	8.1.1	8,377,578	8,377,578	4,188,789	4,188,789
Other income		5,573	58,165	3,433	58,165
		33,732,841	26,713,029	16,712,161	14,691,110
Expenses					
Remuneration to the management company	11.1	3,179,684	3,317,115	1,576,612	1,773,879
Sindh sales tax on remuneration to the management company	11.2	413,358	431,223	204,960	230,603
Accounting and operational charges	11.3	211,979	201,141	105,108	118,258
Remuneration to the MCB financial services limited - trustee	12.1	317,969	341,778	157,663	190,528
Sindh sales tax on trustee fee	12.3	41,336	44,434	20,497	24,773
Annual fee to securities & exchange commission of pakistan	13	42,395	165,856	21,020	88,692
Auditor's remuneration		281,099	326,174	137,649	161,659
Fees and subscription		97,928	70,827	60,015	35,414
Securities transactions cost		8,842	8,819	5,783	3,851
Printing and related charges		25,206	35,288	12,603	3,403
Legal and professional charges		131,291	68,357	74,427	34,200
Provision for sindh workers' welfare fund	14.2	576,760	433,911	283,968	237,836
Withholding taxes - written off		76,500	-	-	-
Bank charges		4,505	6,465	1,496	3,580
		5,408,852	5,451,388	2,661,801	2,906,676
Net income for the period before taxation		28,323,989	21,261,641	14,050,360	11,784,434
Taxation	18	-	-	-	-
Net income for the period after taxation		28,323,989	21,261,641	14,050,360	11,784,434
Allocation of net income for the period					
Income already paid on units redeemed		(5,316,311)	(6,009,025)	-	-
Accounting income available for distribution:		23,007,678	15,252,616	14,050,360	11,784,434
Relating to capital loss		-	(402,965)	-	(404,382)
Excluding capital gain		23,007,678	15,655,581	14,050,360	12,188,816
		23,007,678	15,252,616	14,050,360	11,784,434

The annexed notes from 1 to 22 form an integral part of these condensed interim financial statements.

For 786 Investments Limited
(Management Company)


Chief Executive Officer


Chief Financial Officer


Director